

THE ONE AND ONLY IVAN

THE ONE AND ONLY IVAN PAGES 1-18 QUESTIONS

1) On page two, Ivan states that "Human's waste words". Do you agree or disagree with this statement? Explain your answer.


2) Does Ivan see humans in a positive or negative way? Use details from the text to back up your answers.

THE ONE AND ONLY IVAN BEFORE YOU READ

3) What size, hus

Successful readers activate their prior knowledge before they start reading a piece of text. Complete the graphic organizer below, stating everything you know about gorillas.

4) Who


APPEARANCE	HABIT
	
DIET	OTHER

COMPLETE NOVEL STUDY

**THE ONE
AND ONLY**

I V A N

**COMPLETE
NOVEL
STUDY**



THE ONE AND ONLY IVAN

PRE-READING ACTIVITY

Answer the following questions before you read the book.


Should wild animals, like elephants and gorillas, be kept in exhibits in malls, circuses, or zoos? Why or why not? State your opinion in the space below.

State three reasons to support your opinion.

1)


2)

3)




THE ONE AND ONLY IVAN BEFORE YOU READ

Successful readers activate their prior knowledge before they start reading a piece of text. Complete the graphic organizer below, stating everything you know about gorillas.

APPEARANCE	HABITAT
	
DIET	OTHER

THE ONE AND ONLY IVAN BEFORE YOU READ

Successful readers activate their prior knowledge before they start reading a piece of text. Complete the graphic organizer below, stating everything you know about elephants.

APPEARANCE	HABITAT
	
DIET	OTHER

5) Describe the image of Ivan on the billboard. Why do you think he was drawn this way?

6) Explain what Ivan means when he says anger is “precious”.....

8) Illustrate your favorite scene from this section of the story in the space below.



THE ONE AND ONLY IVAN

PAGES 11-26 QUESTIONS

1) What is the green paper that humans pass around?

.....

.....

.....

2) Describe Ivan's Toy. Who gave it to him? Why did he name it "Not Tag"?

.....

.....

.....

3) Describe what happened to the seal.

.....

.....

.....

4) Ivan states that he learned to not get his hopes up. Why do you think this is?

.....

.....

.....

5) Explain why the visitors are losing interest in Ivan.

.....

.....

.....

.....

.....

6) How long has Ivan been at the mall?

.....


.....

.....

.....

.....

8) Illustrate Ivan's domain in the space below.



THE ONE AND ONLY IVAN

PAGES 27-50 QUESTIONS

1) Explain how Stella ended up at the mall.

2) Stella states that old age is a “powerful disguise”. What does she mean by this?

3) When Bob was asleep on Ivan’s stomach, why did he not want to move? What does this tell us about Ivan’s character?

4) Explain why Julia likes to sit by Ivan’s domain.

THE ONE AND ONLY IVAN

PAGES 51-87 QUESTIONS

1) Stella states that “memories are precious”. What does she mean by this?

.....

.....

.....

.....

2) Ivan sees Bob as a “useful friend”. What does he mean by this?

.....

.....

.....

3) How did Mack acquire Ruby?

.....

.....

.....

.....

4) Why was Ruby chained to the floor?

.....

.....

.....

.....

THE ONE AND ONLY IVAN

PAGES 88-125 QUESTIONS

1) Explain why Stella never had any babies of her own.

.....

.....

.....

2) How are humans and animals similar in terms of emotions?

.....

.....

.....

.....

3) How can you tell that Julia is worried about Stella?

.....

.....

.....

4) Describe the promise that Ivan makes to Stella.

.....


THE ONE AND ONLY IVAN

PAGES 88-125 QUESTIONS

5) Who was Tag? How did she get that name?

6) Who was Mud? How did he get that name?

7) Illustrate a key scene from this section of the story in the space below.



THE ONE AND ONLY IVAN

PAGES 126-138 QUESTIONS

1) Explain what a silverback is meant to be.

2) Explain what you think happened to Ivan's sister, Tag.

3) Make a list of some of the items Ivan broke while living with Mack.

4) What caused Ivan to be banned from the kitchen?

THE ONE AND ONLY IVAN

PAGES 139-170 QUESTIONS

1) What does Ivan think of human babies?

2) Describe the incident that took place with the claw stick.....

3) What gift does Julia give Ivan?

4) What is a zoo, according to Ivan?

THE ONE AND ONLY IVAN

PAGES 171-208 QUESTIONS

1) Explain what project you think Ivan has been working on at night.

.....

.....

.....

.....

2) How has Ivan staying up at night made an impact on Bob?

.....

.....

.....

.....

.....

.....

3) Explain what Ivan did to get the attention of George and Julia. Why was this surprising?

.....

.....

.....

.....

.....

.....

THE ONE AND ONLY IVAN

PAGES 209-248 QUESTIONS

1) What word does Ivan paint? Describe his painting.

.....

.....

.....

.....

2) How did Mack respond when he saw the billboard?

.....

.....

.....

3) What new names has Ivan been given?

.....

.....

.....

.....

4) Describe the picture Julia gives Ivan. How is it different than the others?

.....

.....

.....

.....

THE ONE AND ONLY IVAN

PAGES 249-300 QUESTIONS

1) Why does Ivan choose to go into the box?

2) Why does Bob not join Ivan in the box?

3) Ivan is shown a film of Ruby. How does this make him feel?

4) What does Ivan do with the dirt and the wall?

VOCABULARY



PAGES 1-18

Billows
Patient
Weary
Migrate
Forage
Unkempt

PAGES 67-96

Specimen
Coax
Indifferent
Nimble
Lilting
Sulking

PAGES 19-37

Linger
Noble
Dwell
Feeble
Wily
Crevices

PAGES 97-125

Nimble
Deliberately
Grim
Mesmerized
Reliable
Contemplating

PAGES 38-66

Elegant
Excel
Tactful
Wistful
Amends
Scolding

PAGES 126-156

Squabbled
Forage
Sullen
Bedraggled
Daintily
Anxious

VOCABULARY

THE ONE AND ONLY IVAN

PAGES 157-187

Vanishes
Stench
Glints
Cluttered
Gingerly
Frantic

PAGES 226-300


Lumber
Spry
Relent
Cower
Bicker

PAGES 188-221

Coincidence
Puny
Principles
Monstrosity
Dismay
Temperamental

PAGES 222-255


Strut
Elegant
Protestors
Gleam
Undaunted



THE ONE AND ONLY IVAN

PAGES 1-18 VOCABULARY


BILLOWS	
PATIENT	
WEARY	
MIGRATE	
FORAGE	
UNKEMPT	



THE ONE AND ONLY IVAN

PAGES 19-37 VOCABULARY


LINGER	
NOBLE	
DWELL	
FEEBLE	
WILY	
CREVICES	



THE ONE AND ONLY IVAN

PAGES 38-66 VOCABULARY


ELEGANT	
EXCEL	
TACTFUL	
WISTFUL	
AMENDS	
SCOLDING	



THE ONE AND ONLY IVAN

PAGES 67-96 VOCABULARY

SPECIMAN	
COAX	
INDIFFERENT	
NIMBLY	
LILTING	
SULKING	



THE ONE AND ONLY IVAN

PAGES 97-125 VOCABULARY

NIMBLE


DELIBERATELY

GRIM

MESMERIZED

RELIABLE


CONTEMPLATING



THE ONE AND ONLY IVAN

PAGES 126-156 VOCABULARY


SQUABBLED	
FORAGE	
SULLEN	
BEDRAGGLED	
DAINTILY	
ANXIOUS	



THE ONE AND ONLY IVAN

PAGES 157-187 VOCABULARY


VANISHES	
STENCH	
GLINTS	
CLUTTERED	
GINGERLY	
FRANTIC	



THE ONE AND ONLY IVAN

PAGES 188-221 VOCABULARY

COINCIDENCE	
PUNY	
PRINCIPLES	
MONSTROSITY	
DISMAY	
TEMPERMENTAL	



THE ONE AND ONLY IVAN

PAGES 222-255 VOCABULARY

STRUT	
ELEGANT	
PROTESTORS	
GLEAM	
UNDAUNTED	

THE ONE AND ONLY IVAN

PAGES 226-300 VOCABULARY

LUMBER


SPRY

CONTENTED

RELENT

COWER

BICKER



READING AND COMPREHENSION STRATEGIES

READING STRATEGIES

All readers should use these strategies to help them make sense of what they are reading. These important strategies include:

- **Predict:** Use evidence and prior knowledge to help you think about what will happen in a text.
- **Infer:** Use evidence and prior knowledge to help find out important details that the author doesn't specifically tell you.
- **Visualize:** Use the words and details in the text to make pictures in your head.
- **Question:** Ask questions while reading to help monitor your understanding
- **Connect:** Make connections between what you read, your own experiences, other books, and the world
- **Evaluate:** Use your own opinions to talk about a text
- **Summarize:** Brainstorm and write about the most important details about a text
- **Determine Importance:** Come up with what is the most important things about a text
- **Synthesize:** Organize, recall, and recreate information, and fit it in with what you already know.

COMPREHENSION STRATEGIES

When stuck on a challenging piece of text, all readers must do the following in order to help understand what they are reading. Some examples include:

- Making pictures in your head
- Re-reading challenging sections
- Reading more slowly
- Asking questions
- Making notes of important details

READING AND COMPREHENSION STRATEGIES

READING STRATEGIES

All readers should use these strategies to help them make sense of what they are reading. These important strategies include:

-
-
-
-
-
-
-
-

COMPREHENSION STRATEGIES

THINKING STEMS

LEVEL ONE: THINK AND SEARCH

The answer for these types of questions are found in different parts of the text. Some examples of ways to start these types of questions include:

How do you...
What happened to...
How many times...
Where did...

What are three or four...
What happened before/after...
What examples...

LEVEL TWO: AUTHOR AND YOU

The answer is not in the text. Use what you know to decide what the author wants you to believe. Some examples of ways to start these types of questions include:

Why did...
If you were a/an...
Why do you think...
What would you do if you were ...
Which character would you like to be...why?
What part of the text made you angry/smile/sad? Why?
What was the most important event/idea in the text? Why?
What do you feel the author is trying to tell us?

LEVEL THREE: ON MY OWN

The answer is not in the text. Tell what you think.

Have you ever...
If you could...
If you were going to...
In your opinion...
Do you agree with... Why?
Do you know anyone who...
How do you feel about...

THE ONE AND ONLY IVAN

PREDICT

- Based on what you've read and what you know, what do you think will happen next?
- What clues helped you to think about what will happen next?
- Is your prediction logical?

VISUALIZE

Choose a scene from the reading that you were able to visualize clearly in your head. Using your own words, describe it in the space below.

PAGES 1-18

QUESTION

Choose and answer a level one thinking stem from the list provided. Your answers should be detailed, and should reflect your understanding of the reading.

THE ONE AND ONLY IVAN

CONNECT

Make a Text to Text, Text to Self, or Text to World connection. Explain it in the space below.

SUMMARIZE

Make a list of the 5 most important things that happened during the reading

QUESTION

Choose and answer a level two thinking stem from the list provided. Your answers should be detailed, and should reflect your understanding of the reading.

PAGES 19-37

THE ONE AND ONLY IVAN

CONNECT

Who is the main character in the story? Compare them to someone in your own life. How are they the same? How are they different?

QUESTION

Choose and answer a level three thinking stem from the list provided. Your answers should be detailed, and should reflect your understanding of the reading.

SUMMARIZE

Using a maximum of thirty words, summarize the most important details of the reading.

PAGES 38-66

THE ONE AND ONLY IVAN

CONNECT

Do the characters remind you of anyone in your own life? Explain.

QUESTION

Choose and answer a level one thinking stem from the list provided. Your answers should be detailed, and should reflect your understanding of the reading.

PAGES 67-96

ANALYZE

Choose a quote from the novel that you found to be important or meaningful. Why do you think it is important (both to you personally, and to the story as a whole)?

THE ONE AND ONLY IVAN

VISUALIZE

Choose and list three quotes from the novel that really helped you to visualize the story.

QUESTION

Choose and answer a level two thinking stem from the list provided. Your answers should be detailed, and should reflect your understanding of the reading.

PAGES 97-125

SUMMARIZE

Using a maximum of 30 words, summarize the most important details of the reading.

THE ONE AND ONLY IVAN

ANALYZE

Choose a quote from the reading that you think is really important. Why is it so important? Explain your answer.

QUESTION

Choose and answer a level three thinking stem from the list provided. Your answers should be detailed, and should reflect your understanding of the reading.

CONNECT

Make a Text to Text, Text to Self, or Text to World connection. Explain it in the space below.

PAGES 126-156

THE ONE AND ONLY IVAN

PREDICT

What do you think will happen in the upcoming chapters? Why do you think that?

QUESTION

Choose and answer a level one thinking stem from the list provided. Your answers should be detailed, and should reflect your understanding of the reading.

PAGES 157-187

COMPREHEND

Think back to a part of the reading that was difficult for you to understand. What comprehension strategies did you use to help you?

THE ONE AND ONLY IVAN

EVALUATE

If you had to rate the story from 1-10, what would you give it at this point? Explain.

QUESTION

Choose and answer a level two thinking stem from the list provided. Your answers should be detailed, and should reflect your understanding of the reading.

INFER

Would the main character make a good friend? List some details from the story to support your answer.

PAGES 188-221

THE ONE AND ONLY IVAN

QUESTION

Choose and answer a level three thinking stem from the list provided. Your answers should be detailed, and should reflect your understanding of the reading.

VISUALIZE

Make a list of words the author has used to describe the setting. Did these words help you to visualize it? Explain.

PAGES 222-255

CONNECT

Do any of the settings in the novel remind you of anywhere you have visited? Explain your answer.

THE ONE AND ONLY IVAN

QUESTION

Choose and answer a level one thinking stem from the list provided. Your answers should be detailed, and should reflect your understanding of the reading.

SUMMARIZE

Write a brief summary of the main events from this section.

PAGES 256-300

VISUALIZE

Illustrate your favorite character.

INFERRING

Examine the cover of your text. What can you infer about the story from it?

Make a prediction about what you think will happen next in the reading. Why do you think this?



What do you think the author's main message is? Why do you think that?

Choose two vocabulary words from the reading and define them in the space below.

INFERRING

Examine the title of your text. What can you infer about the story from it?

Make a prediction about what you think will happen next in the reading. Why do you think this?

Which character do you think the author wants you to "cheer on"? Why do you think that?

Choose two vocabulary words from the reading and define them in the space below.



**Make a prediction about what you think will happen next in the reading.
Why do you think this?**

INFERRING

Which characters do you think the author wants you to dislike? Why do you think that?

**What character traits does the main character possess?
How do you know?**

**Choose two vocabulary words from the reading and
define them in the space below.**

SUMMARIZING

Summarize what you read today in the space below.



Summarize the problem facing the main characters in the space below.

Choose two vocabulary words from the reading and define them in the space below.

SUMMARIZING

Summarize what you read today in the space below.

Blank space for summarizing the text.

What are the 5W's (who, what, where, when, and why) from your book today?

Blank space for identifying the 5W's.

Choose two vocabulary words from the reading and define them in the space below.

Blank space for defining vocabulary words.



SUMMARIZING

Summarize what you read today in the space below.

Summarize the three most important events that have happened so far in your reading.

Read the summary blurb on the back of your book. How would you change it if you wrote it? Explain.

Choose two vocabulary words from the reading and define them in the space below.

ONE AND ONLY IVAN

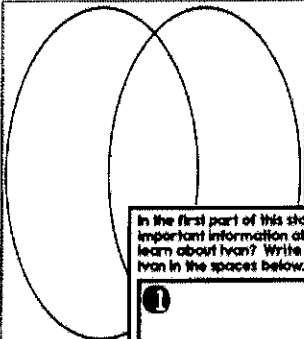
GRAPHIC ORGANIZERS

A variety of different graphic organizers have been included to go along with the novel. These can be used at any point during novel study - they work great as activities for students to complete while they read, or as review activities at the end of the novel.


Several different graphic organizers are included.

IVAN AND STELLA:
COMPARE AND CONTRAST


Reflect back on the characters of Ivan and Stella. How are they the similar? How are they different? Use the Venn Diagram below to organize your ideas.




TEXT ME



IDENTIFY AN EVENT




In the first part of this story, we are given a lot of important information about Ivan. What do we learn about Ivan? Write three key facts about Ivan in the spaces below.

- 
-
-

THE ONE AND ONLY IVAN

Fill the image with words and phrases that describe Julia.



IVAN'S WORLD

Describe Ivan's view of the world at the start of the story.

Ivan thinks . . .

Ivan feels . . .


Ivan believes . . .

Ivan sees . . .

Ivan wants . . .


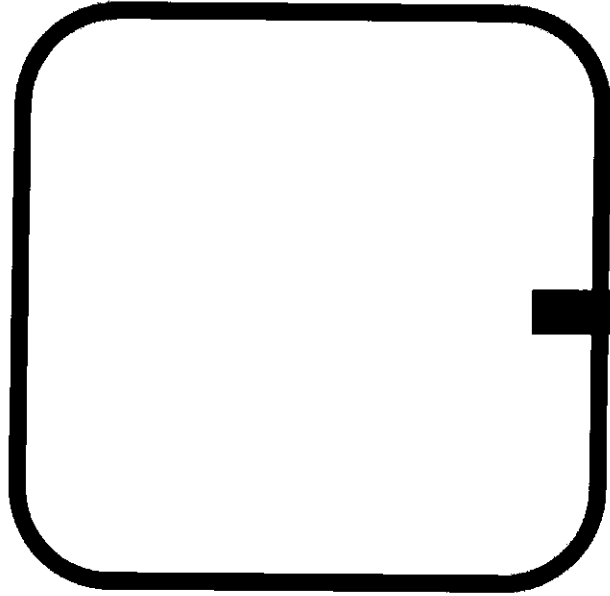

Ivan hopes . . .

Ivan dreams . . .

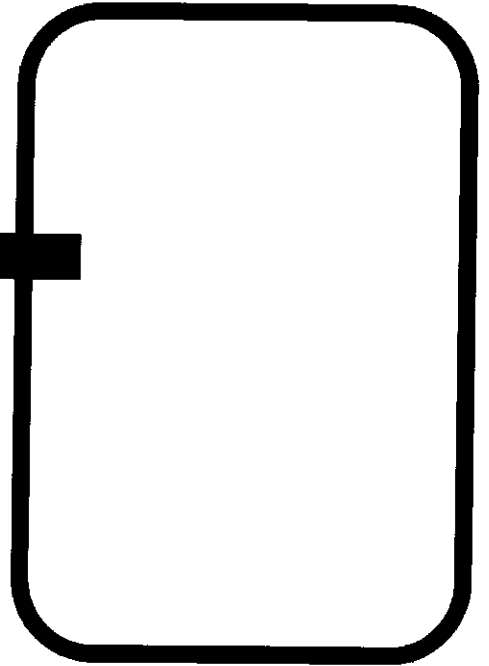
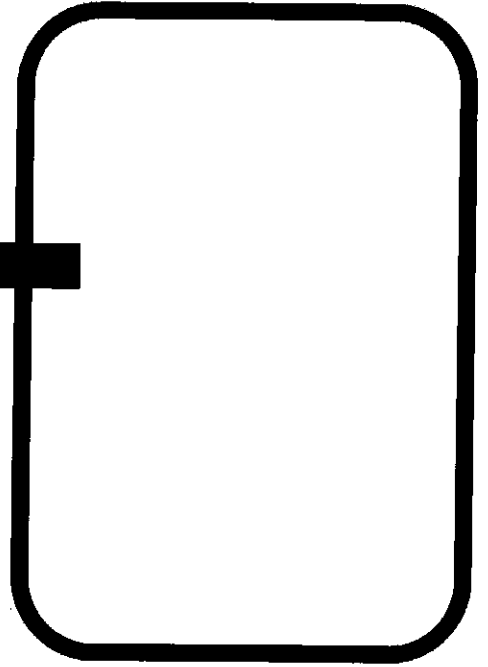


IMPORTANT EVENTS

TIMELINE SUMMARY



Write down
and illustrate
the key
events of the
story on the
timeline
below.



DEAR DIARY

Choose a key character from today's reading and write a diary entry from their perspective.

○	
○	
○	


STORY SNAPSHOTS

The form consists of three overlapping rectangular boxes, each with a double-line border. The top-left box is the largest and is oriented horizontally. The middle-right box is tilted clockwise and overlaps the top-right corner of the first box. The bottom-left box is oriented horizontally and overlaps the bottom-left corner of the first box. These boxes are intended for students to draw snapshots of events from a story.

Choose three events from the story and illustrate them in the space below. On the back of this page, explain why these events were important.


THE ONE AND ONLY IVAN: A PICTURE IS WORTH A THOUSAND WORDS

Choose one important event from the reading. What one image best represents the event? In the middle of the camera below, illustrate your chosen image. In the box, explain the significance of the event - how does it relate to the novel?




A large, empty white rectangular box with a black border, intended for the student to write their explanation of the event's significance.

MIND MOVIES




Strong readers make pictures in their head while they read. In the spaces below, draw and describe some of the things you visualized while reading.


MIND PICTURES



Eight horizontal lines for writing a description of the mind picture.



Eight horizontal lines for writing a description of the mind picture.







Strong readers make pictures in their head while they read. In the spaces below, draw and describe some of the things you visualized while reading.







PICTURE IT

**Make pictures in your mind while listening to the story.
Draw what you see.**




KEY EVENTS

Visualize and illustrate key events from the story in the spaces below.



CONNECT

TITLE	PAGE	CONNECTION	TEXT TO SELF, TEXT TO TEXT, OR TEXT TO WORLD?




SENTENCE STEMS

- This story makes me think of because
- This story reminds me of because
- This makes me think of a time when because
- An experience I have had like that is
- This makes me think of another book I have read because
- I felt like the character when

PREDICT

TITLE	PAGE	PREDICTION	WAS YOUR PREDICTION CORRECT?




SENTENCE STEMS

- I think is going to happen next because
- makes me think that is going to happen.
- I predict because
- I think that the character is going to because
- A clue I noticed is, which makes me think is going to happen.
- I think the problem will be solved by because

QUESTION

TITLE	PAGE	QUESTION



SENTENCE STEMS

- Who...
- What...
- When...
- Where...
- Why...
- I wonder...

SUMMARIZE

TITLE	PAGE	SUMMARY



SENTENCE STEMS

- **Somebody... Wanted... But... So... Then....**
- **First... Next.... Then Last....**

VISUALIZE

TITLE	PAGE	VISUALIZATION




In the first part of this story, we are given a lot of important information about Ivan. What do we learn about Ivan? Write three key facts about Ivan in the spaces below.

1

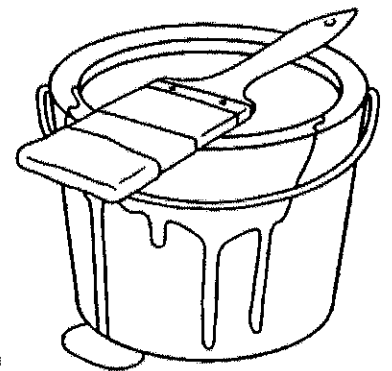
2

3



IVAN THE ARTIST

What do you think Ivan's artwork looked like? Illustrate one of his works of art in the space below.



IVAN'S WORLD

Describe Ivan's view of the world at the start of the story.

Ivan thinks...

Ivan feels...


Ivan believes...

Ivan sees...

Ivan wants...

Ivan hopes...

Ivan dreams...



IVAN'S NEW WORLD

Ivan changes from the beginning of the story to the end.
Describe his new view of the word at the end of the story.

Ivan thinks...

Ivan feels...


Ivan believes...

Ivan sees...

Ivan wants...

Ivan hopes...

Ivan dreams...



CAST OF CHARACTERS

As you read through the story, add some details you learn about each of the characters.

Things I am learning about Ivan:

Things I am learning about Bob:


Things I am learning about Mack:

Things I am learning about Julia:

Things I am learning about Ruby:

Things I am learning about Stella:

MAGNIFY AN EVENT



Choose an important event from today's reading to look at a bit more closely. Inside the magnifying glass, summarize the event in as much detail as possible. Be sure to use the 5W's - Who, What, Where, When, and Why.

IMPORTANT EVENT

COMIC BOOK SUMMARY

Use the space below to summarize a key event you learned about in today's reading.

THE ONE AND ONLY IVAN

RESPONSE STARTERS

RESPONSE STARTERS

THIS STORY REMINDS ME OF...

I NOTICED...

I WONDER WHY...

I WAS SURPRISED BY...

ONE QUESTION I HAVE IS...

ONE AND ONLY IVAN

RESEARCH ACTIVITY

Students can view the YouTube video linked below and use it to answer the included questions.

The video discusses the real-life story of Ivan the Gorilla.

Video Link:

<https://www.youtube.com/watch?v=y.jdhcn0oIOM>

THE ONE AND ONLY IVAN

VIDEO RESEARCH QUESTIONS


1) How many years ago did Ivan live at the B & I?

2) How long did Ivan live at Zoo Atlanta?

3) Explain the way Ivan was different from other animals at the zoo.

4) Describe the way Ivan used the burlap bags.

5) What was Ivan's favorite color? How did they know?




THE ONE AND ONLY IVAN

VIDEO RESEARCH QUESTIONS

6) Explain the difference between endangered and extinct.

7) Why do they think Ivan was the perfect ambassador for gorillas?

8) Draw a picture of Ivan in his home at the zoo in the space below.




@CreativeClassroomCore

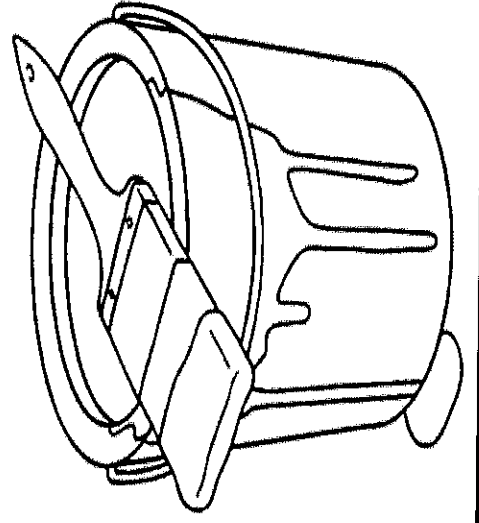

PLACE GLUE HERE

THE ONLY AND ONLY

1



2



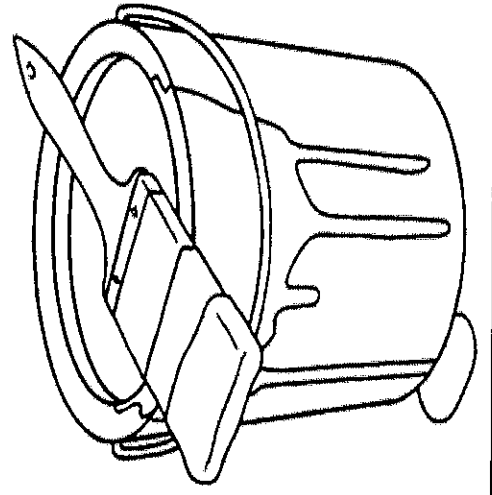
THE ONE AND ONLY IVAN

1

Four sets of horizontal handwriting lines, each consisting of a solid top line, a dashed middle line, and a solid bottom line.

2

Four sets of horizontal handwriting lines, each consisting of a solid top line, a dashed middle line, and a solid bottom line.



PLACE GLUE HERE

@CreativeClassroomCore

3

**MY TOP THREE FAVORITE
PARTS OF THE NOVEL**

*Whisper
Sisters*

PLACE GLUE HERE

@CreativeClassroomCare

3

Four sets of horizontal dashed lines for writing.

**MY TOP THREE FAVORITE
PARTS OF THE NOVEL**

Handwritten signature